


Why the UK needs to drive down on speeding

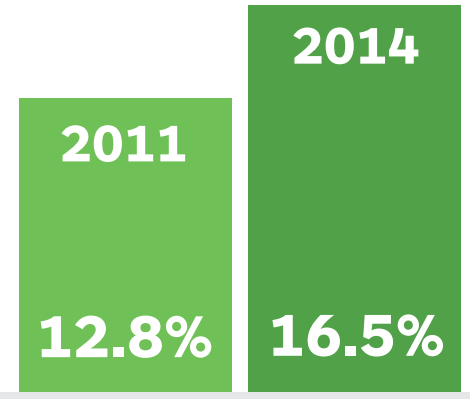
BETWEEN JULY AND SEPTEMBER 2016 APPROXIMATELY

5 PEOPLE PER DAY

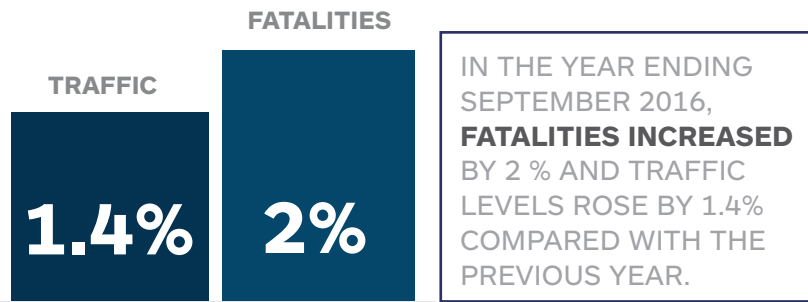
WERE **KILLED** IN REPORTED ROAD ACCIDENTS



A TOTAL OF 450 PEOPLE



16.5% OF REPORTED FATAL ACCIDENTS WHERE EXCEEDING THE SPEED LIMIT OCCURRED WERE REPORTED IN 2014.



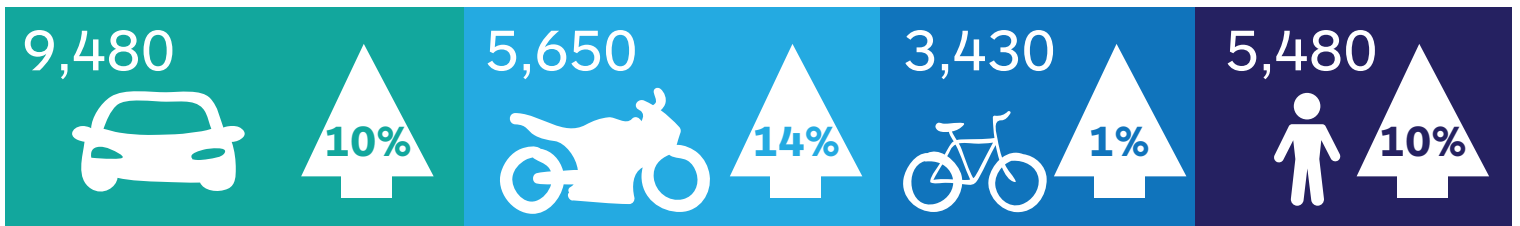
INCREASES IN 2016

IN THE YEAR ENDING SEPTEMBER 2016, **FATALITIES INCREASED** BY 2% AND TRAFFIC LEVELS ROSE BY 1.4% COMPARED WITH THE PREVIOUS YEAR.



FATAL ACCIDENTS ON MAJOR ROADS **INCREASED BY 8%** TO 270 IN THIRD QUARTER OF 2016

KSI CASUALTIES BY ROAD USER TYPE: YEAR ENDING SEPTEMBER 2016



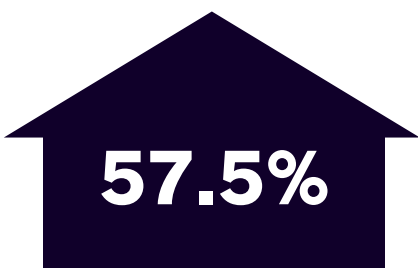
PERCENTAGE CHANGE COMPARED WITH PREVIOUS 12 MONTHS

112,000 TO 167,000

A 49% INCREASE IN THE NUMBER OF OFFENDERS FOUND GUILTY OF SPEED LIMIT OFFENCES IN ANY COURT IN THE LAST 5 YEARS.



IN THE LAST 5 YEARS ATTENDANCE OF SPEED AWARENESS COURSES WENT UP BY 57.5% FROM **772,000 TO 1,121,600**



Put together by RAM Tracking
Helping to drive down speeds

Intelligent cloud-based
Vehicle Tracking provider
www.ramtracking.com
0330 100 3622

SOURCES: WWW.GOV.UK/GOVERNMENT/STATISTICS/REPORTED-ROAD-CASUALTIES-GREAT-BRITAIN-PROVISIONAL-ESTIMATES-JULY-TO-SEPTEMBER-2016, WWW.GOV.UK/GOVERNMENT/STATISTICAL-DATA-SETS/SPEEDING-OFFENCES-AND-REPORTED-ACCIDENTS-INVOLVING-SPEEDING-SPE02